


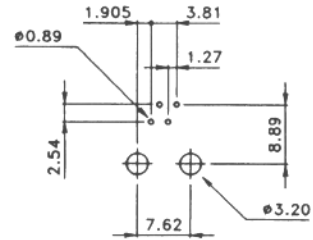
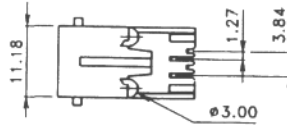
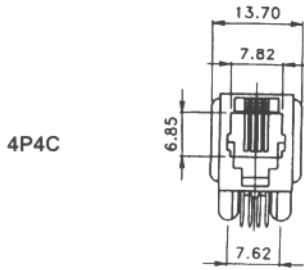
# Series: PJ006



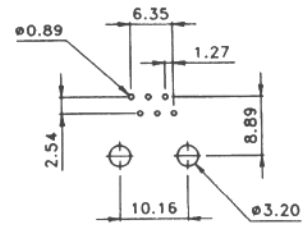
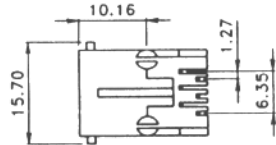
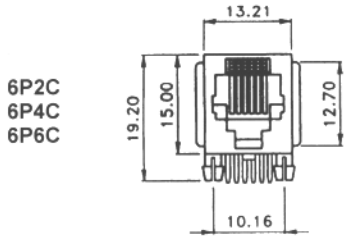
Series options:

F = Flanged

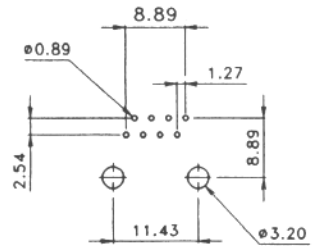
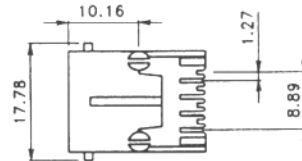
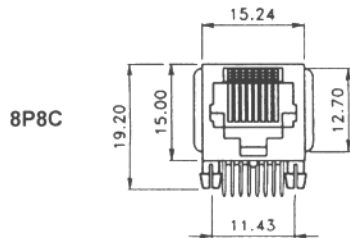
K = Keyed (available only on 8 position)



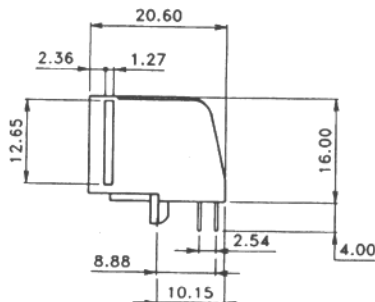
PC Board Layout



PC Board Layout



PC Board Layout



# Specifications

## Phone Jack Series:

### PJ

#### Ratings:

Current	1.5A
Dielectric strength	1000V RMS for 1 minute
Contact resistance	20mΩ max.
Insulation resistance	500MΩ min.
Spring wire durability	500 mating cycles min.
Operating temperature	-25°C / +90°C

#### Material:

Plastic	PBT, Glass-filled UL94V-0
Color	Black
Spring wire	0.45mm Dia., Phosphor Bronze Gold plated over Nickel

## ORDERING PROCEDURE

1 - 2 3 4 - 5

- 1) Series
- 2) Number of Positions (# P)
- 3) Number of Contacts (# C)
- 4) Plating:

1 = Full Flash Gold  
2 = Full 10μ Gold  
3 = Full 30μ Gold  
4 = Full 50μ Gold

- 5) Series options:

B = Ferrite Bead (only available on PJ031)  
F = Flanged  
S = Shield  
K = Keyed  
H = Shorting Bar (available only on PJ008, 8 position)